






# IMPACT BEDS

**The impact bars on Luff's Impact Beds are made of a high performance urethane material, specifically formulated and engineered to absorb and disperse the force of impact.**




Custom and low profile designs are available for loading zones with limited space.



- All bars come complete with heavy-duty extruded aluminum insert
- This insert provides bar rigidity and is designed to accept standard 1/2" grade 5 bolt and washers for quick, convenient and cost effective replacement
- Features two slide-out sections, allowing for easy removal and replacement of impact bars

- The kinetic energy produced by the impact of material is not amplified and returned (rebound), as found with standard impact bars, which prevents damage and premature wear.
- Side profile disperses energy.
- UHMW cap mechanically attached to the urethane bar.
- Flat bar surface allows for improved sealing compare with impact idlers.

**Full 2 Year  
Warranty**



- Luff Impact Beds' unique frame design allows the impact bars to easily slide out in 2 sections for more efficient removal and replacement.
- Simply remove bolts and pull out sliding section of frame to change impact bars.



**Luff Industries Ltd.**  
235010 Wrangler Road  
Rocky View, (Calgary) Alberta, T1X 0K3

TF: 1.888.349.LUFF (5833)

P: 403.279.3555

F: 403.279.5709

**Conveying Performance**

[info@luffindustries.com](mailto:info@luffindustries.com)  
[www.luffindustries.com](http://www.luffindustries.com)